



SECTIONAL GARAGE DOOR & AUTOMATION

BROCHURE
FEBRUARY 2023

Sectional Doors

Safe and reliable operation, efficient thermal insulation to provide comfort and convenience.

Wide selection of panel designs and colours to complement any style of property, from a traditional period home to a modern day contemporary build.

Flexidoor Pro Plus sectional doors are safe, practical and competitively priced with no compromise on quality.

Contents	Pages
Pro Plus Series	4-5
Door Features	6-7
M Ribbed	8-9
L Ribbed	10-11
Georgian	12-13
Colour Options	14-15
Window Options	16-17
Automation Systems	18-19
Warranty Terms	21-22



PRO PLUS SERIES

JDUK Door Systems presents the Pro Plus series, a range of residential sectional garage doors that provide safety, reliability, durability and quality assurance.


Functionality, quality of materials with the latest design and production technologies to ensure that the Pro Plus series meets the most demanding and stringent needs of every discerning home owner.

M & L ribbed in woodgrain or smooth texture, finished in white, anthracite grey or jet black have become the most favoured choice of sectional door over recent years, and with this in mind, JDUK now offer a collection of doors that provide amazing kerb appeal at a very competitive price.





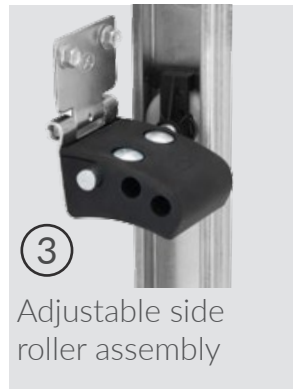

WELL-BEING IS ALWAYS ON OUR MIND

The aesthetic appearance of our home has a huge importance, because it is fundamental that we feel happy and comfortable in what is, after all, our home. Here at JDUK Door Systems we offer a range of sectional door types that provide the home owner an attractive, reliable and built to last sectional door.



IMPORTANCE OF SAFETY

The 40mm sectional door panel has a set of features that allows the panel to obtain optimum characteristics of thermal insulation, acoustic insulation, water tightness and resistance to wind load. With a unique panel profile design (inside and outside) to eliminate finger entrapment.




EXCELLENT THERMAL INSULATION

The heat transfer coefficient is by one of the largest independent certification bodies, APPLUS.

RELIABILITY

Torsion springs designed for 20,000 cycles, which is equivalent to 14 years of use.



SOUND INSULATION

Sound insulated door with a sound insulation coefficient rating of RC=24db.

10 YEAR WARRANTY

10 year safe and reliable operation of the product. 10 year anti corrosion.





M Ribbed

M Ribbed door panel sets are designed with a medium horizontal rib to provide fantastic aesthetics for modern-day architecture.

M Ribbed is available in either woodgrain, sandgrain or smooth texture, finished in RAL9010 Pure White, RAL7016 Anthracite Grey or RAL9005 Jet Black (sandgrain only) as standard.

As an optional upgrade, you can choose from the largest selection of standard RAL colours on offer, special RAL or non RAL colours. See pages 14/15



L Ribbed

The large horizontal rib of the **L Ribbed** design panels will emphasise the individual style of your home and enhance kerb appeal.

L Ribbed is available in either woodgrain, sandgrain or smooth texture, finished in RAL9010 Pure White, RAL7016 Anthracite Grey or RAL9005 Jet Black (sandgrain only) as standard.

As an optional upgrade, you can choose from the largest selection of standard RAL colours on offer, special RAL or non RAL colours. See pages 14/15





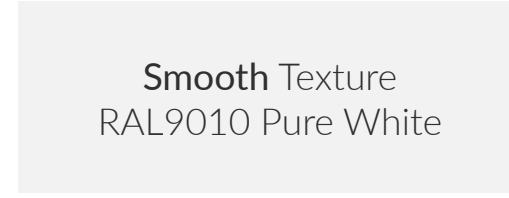
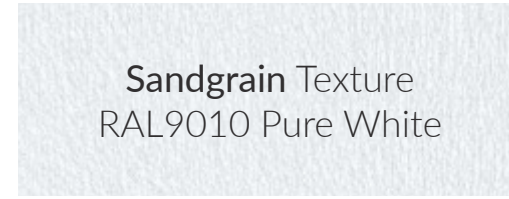
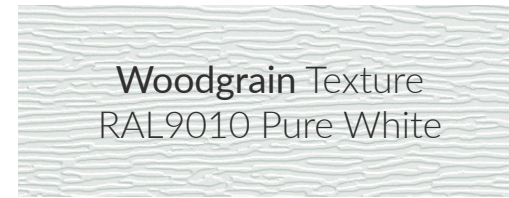
Georgian

The **Georgian** style panel design provides a traditional alternative, adding a special charm to your home.

Georgian is available in woodgrain texture only, finished in white RAL9010 Pure White as standard.

As an optional upgrade, you can choose from the largest selection of standard RAL colours on offer, special RAL or non RAL colours. See pages 14/15





Colour Options

M Ribbed & L Ribbed are available in either woodgrain, sandgrain or smooth texture, finished in white, anthracite grey or jet black (sandgrain only) as standard.

Georgian are only available in woodgrain texture, finished in white as standard.


As an optional upgrade you can choose from our extensive range of standard RAL colours illustrated below, or any special RAL or non RAL colour of your choice.




RAL9010 PURE WHITE	RAL9001 CREAM	RAL1015 LIGHT IVORY	RAL8003 CLAY BROWN	RAL8011 NUT BROWN	RAL8028 TERRA BROWN	RAL8014 BROWN	RAL3000 FLAME RED	RAL3003 RUBY RED	RAL3004 BURGUNDY
RAL5014 PIGEON BLUE	RAL5015 SKY BLUE	RAL5010 GENTIAN BLUE	RAL5011 STEEL BLUE	RAL6021 PALE GREEN	RAL6005 MOSS GREEN	RAL6009 FIR GREEN	RAL7016 ANTHRACITE GREY	RAL7032 PEBBLE GREY	RAL7033 CEMENT GREY
RAL7024 GRAPHITE GREY	RAL7015 SLATE GREY	RAL7030 STONE GREY	RAL7038 AGATE GREY	RAL7040 WINDOW GREY	RAL7035 LIGHT GREY	RAL9006 WHITE ALUMINIUM	RAL9007 GREY ALUMINIUM	RAL9004 SIGNAL BLACK	RAL9005 JET BLACK

Please note the colours illustrated are for reference purposes only. For a closer representation of a colour please request a colour swatch

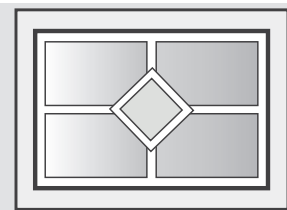
Please note the colours illustrated are for reference purposes only. For a closer representation of a colour please request a colour swatch



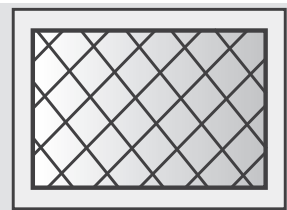
Plain Rectangular, clear or opaque glazing.
Frame 530 x 365mm.



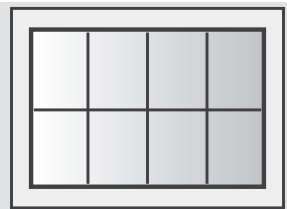
Georgian cross, clear or opaque glazing.
Frame 530 x 365mm.




Diamond insert, clear or opaque glazing.
Frame 530 x 365mm.




Diamond leaded, clear or opaque glazing.
Frame 530 x 365mm.




Square leaded, clear or opaque glazing.
Frame 530 x 365mm.



Wide Rectangular, clear or opaque glazing.
Frame 610 x 203mm.



Square aluminium clear or opaque glazing.
Frame 310 x 310mm.



Round aluminium, clear or opaque glazing.
Frame 330mm.

Glazing for garage doors provides natural light, whilst contributing to the aesthetics of the door to increase kerb appeal.

Windows are available for the **Flexidoor** series of sectional door, to suit any panel design available in the sectional door range.

The acrylic external frame is supplied as standard in white. For frame and decorative inserts, choose the georgian cross, diamond, sunrise, square or diamond leaded.

As an optional upgrade, acrylic window frames can be colour coded to suit the colour of the door panel or you can choose either the square or port hole aluminium framed window.

Acrylic glazing available: Clear and Smooth Opaque.

LIKE IT AUTOMATION



Like It automation is the latest innovation in home automation, with a range of solutions where high technology reigns. With different options in terms of power, the **Like It PRO** delivers the performance of a motor specially developed for easy programming functions, quality of conception and the elegance of a top design.

The **Like It** series has been fully CE certified with **Flexidoor** sectional door types. For convenience, the operator's built-in LED lighting is automatically activated each time you use the garage door, which the **Like It** door operator comes with a wide range of automation accessories and additions.

LIKE IT	PRO60	PRO80	PRO120
Power Supply	230V 50Hz - 60Hz	230V 50Hz - 60Hz	230V 50Hz - 60Hz
Maximum Door Surface	8M ²	12M ²	16M ²
Motor Supply	24V DC	24V DC	24V DC
Power	100W	100W	100W
Decoding	Rolling Code	Rolling Code	Rolling Code
Working Frequency	433 Mhz	433 Mhz	433 Mhz
Pulling Force	600N	800N	1200N
Operating Temperature	>-20°C, <+50°C	>-20°C, <+50°C	>-20°C, <+50°C
Protection Level	30 IP	30 IP	30 IP
Speed	0,15 m/s	0,15 m/s	0,15 m/s
Duty Cycle	45%	45%	45%
Courtesy Light	LED	LED	LED
Weight	3,5 kg	4,25 kg	4,35 kg
Door Maximum Height	2.5m*	2.5m*	2.5m*
Speed Regulation	YES	YES	YES
Slow Start/Stop Function	YES	YES	YES
Relative Humidity	<90%	<90%	<90%

AVANTI AUTOMATION



The powerful **Avanti T series** operator compliments any type of tracked garage door, utilising a steel boom and maintenance-free belt system. **Avanti** automation systems have a wide range of settings, allowing installers to tailor the motor performance to perfectly suit the demands of any type of tracked door.

For convenience, the operator's built-in LED lighting is automatically activated each time you use the garage door, which can also be independently activated by the **Avanti's** hand transmitter. The **Avanti** door operator comes with a wide range of automation accessories and additions.

AVANTI	T10	T12
Power Supply	230V AC+-10%	230V AC+-10%
Maximum Door Surface	20M ²	20M ²
Motor Supply	24V DC	24V DC
Power	80W	120W
Decoding	KEELOQ Hopping Code	KEELOQ Hopping Code
Working Frequency	433 Mhz	433 Mhz
Pulling Force	800N	1200N
Operating Temperature	>-20°C, <+50°C	>-20°C, <+50°C
Protection Level	40 IP	40 IP
Speed	0,17m/s open - 0,10 m/s closing	0,17 m/s open - 10m/s closing
Duty Cycle	30%	30%
Courtesy Light	LED	LED
Weight	3,5 kg	4,25 kg
Door Maximum Height	2.9m* With Extended Boom	2.9m* With Extended Boom
Speed Regulation	YES	YES
Slow Start/Stop Function	YES	YES
Safety Obstruction Sensing	YES	YES

Flexidoor is one of the leaders in the production of sectional garage door systems internationally - particularly in Europe.

All production sites are equipped with the most up-to-date, high-tech equipment to efficiently produce sectional door panels, and associated parts.

The quality management system in meets the requirements of ISO 9001 international standard in TUV CERT system, which is confirmed by the corresponding certificates.

Flexidoor sectional doors combine security, safety, quality and style to perfectly compliment your home.

Information from DHF consumer advice;

The following information was designed by the Association of Garage Door Specialists, updated by the DHF and endorsed by all major UK garage door manufacturers, as a guide for purchasers of domestic garage doors.

A new garage door can be a significant investment that will transform the appearance of your home. This information is a guide to the quality you can expect.

The Quality Check:-

The quality check should be carried out in natural daylight, not direct sunlight. Stand at a distance of 3 metres from the door to view the overall appearance. The door is acceptable if, taking into account the facts below, none of the following are readily visible on the face of the door:

- Marks or distortion associated with the manufacturing process;
- Minor indentations, marks or scuffs on the surface;
- Paint or stain blemishes;

Steel Doors:-

Panel Distortion The rolling or pressing of steel panels during manufacture will cause distortion in the steel and while every effort is made to keep this to a minimum, inevitably some visible distortion will remain. The application of high gloss paints will make this slight distortion more apparent, especially under certain lighting conditions, such as car headlamps, or bright sunshine.

Paint Finish Primed doors - The primer coating is applied as a base coat only and as such requires additional finishing with a good quality exterior paint. Any marks or scratches on the primer coat should be rubbed down and repainted as part of this finishing process.
Fully finished doors - the factory application of the paint finish is an automated process and this may result in minor blemishes or slight inconsistencies in the paint, particularly in the area of panel joints.

All Doors:-

Colour match Pairs of doors should be ordered together to obtain the best colour match, bearing in mind the limitations of the materials used in construction.

Size variations As the size of a door changes in height and/or width, the panel frequency and profile can change, therefore doors of the same style but of different sizes can be significantly different in appearance.

Clearances All doors require operating clearances, ie the gap around the door panel or curtain. These are inbuilt during manufacture and should not be reduced by means of infills or draughtproofing.

Deflection When in the open position, all doors will display a level of vertical deflection or 'sag' across the width of the panel. Individual manufacturer's specifications should be consulted for exact tolerances.

Warranty Terms:

Flexidoor certified quality management system ensures products are manufactured to the highest quality standard. In the unlikely event of a warranty claim deemed necessary, please contact the trade dealer, installer or distributor who supplied the product.

To enable a claim to be efficiently processed without delay you should provide the following information:

- Name, address and contact telephone number.
- Proof of purchase and date of purchase.
- Product type, along with the product identification label.
- Description of the defect.

The dealer should then provide details of the claim, together with the registration certificate provided with the product and proof of purchase to JD (UK) Limited. An assessment of the claim will take place which could mean JD (UK) Limited may need to come and inspect the product/products in-situ. In the event that there is no legitimate claim under the warranty terms specified you may be liable for the costs of the visit. It is essential that you take note of the care and usage instructions provided with the door and that the instructions are followed throughout the lifetime of the product.

Warranty requirements:-

- The installation is to be performed by qualified personnel authorised by the Manufacturer or an official representative of the Manufacturer in compliance with the installation guide, information about the organisation that performed the installation, is to be specified in the registration certificate;
- The rules of operation and maintenance of the product specified in the operating manual are to be observed;
- Service maintenance is to be scheduled according to the maintenance regulation and conducted respectively. For each planned service, maintenance activity there should be a mark in the door registration certificate (section Service Maintenance);
- Warranty repairs are carried out only when the original registration certificate is available;

Warranty periods:-

- 10 year warranty from the date of purchase covering the safe and reliable operation of the product;
- 10 year warranty covering perforating corrosion of sectional door panels, steel profiles track and hanger systems, door elements of stainless steel and galvanised steel;
- 3 year warranty for doors in general and their separate elements, such as cables, roller brackets, rollers, torsion shaft assemblies, sealing inserts and other elements of the door product;
- 5 year warranty for the Like It operator, which includes the motor; 2 year warranty on radio equipment and accessories, there is no warranty on consumables (e.g. fuses, batteries, bulbs etc.);
- 5 year warranty for the Avanti operator, which includes the motor; 2 year warranty on radio equipment and accessories, there is no warranty on consumables (e.g. fuses, batteries, bulbs etc.);
- The warranty applies to products operated at normal load, maximum of 10 door cycles (open/close) per day;
- The warranty period for the doors, operated in special conditions, is 2 years. Operating in the areas with high humidity and/or corrosive environment; coastal regions;

Warranty does not cover:-

- Mechanical damage due to improper transport or door installation;
- When the faults or defects are caused by external influence (fire, water, salts, acids, alkalis, mortars and sealants, force majeure and abnormal weather conditions)
- Swarf filings or other airborne particles, rusting or staining the panel which are not considered as corrosion are not covered.
- Normal wear and tear;
- Colour fade and colour deterioration;
- Unauthorized changes to the product or product design;
- Improper operation;
- When components not recommended by the Manufacturer are used for installation or repair;
- If the product number has been removed or changed;
- If the original registration certificate is not available or has been incorrectly filled out;
- If the fault is due to improper repair or service;
- Faults which are the result of failing to comply with the installation manual;
- In case of failing to operate the product in accordance with its intended purpose (e.g., when installing the garage doors in the industrial premises; when installing the door in regions with high humidity and/or corrosive environment)
- Continuous operation of a defective product;

Steel door panels:-

Minor scratches and scuffs are not covered under warranty and should be repaired immediately, to prevent corrosion and deterioration of the door panel, corrosive substances such as acids, alkalines, salts, mortars etc should be cleaned from the door panels immediately to eliminate deterioration of the finish.

Dark coloured door panels may undergo expansion due to heat absorption, such instances are not covered by warranty, however normal performance will revert when the door has cooled down if the heat absorption has affected the door's performance.





NOTES





JD (UK) Limited
Ravensthorpe Industrial Estate, Low Mill Lane.
Havelock Street, Ravensthorpe, Dewsbury. WF13 3LN
T 01924 472924 E sales@jdukltd.co.uk www.jdukltd.co.uk

